

# Hanwell EMS

## Comprehensive Software Platform

EMS is a leading edge software platform that combines and supersedes Synergy and Notion Pro onto a single integrated software solution.

EMS is a scalable and offers a contemporary browser-based user interface. This enables the data from both Hanwell Pro and Hanwell IceSpy hardware to be seamlessly fed into one system, providing an industry leading software and hardware combination.




Multisite/Group



Audit trails



Historical data

Email/SMS  
alertsReport  
SchedulingRAG  
Alarms

Developed to give maximum flexibility and control of data and events, EMS has made significant advances in how, where and when data can be viewed and managed across the widest spectrum of customers from the single site/single user through to multiple site/multiple user situations. EMS also has both standard and bespoke reporting options to meet the simplest and most complex customer requirements.

### Software Features & Benefits

- Browser based technology with SQL database
- Top level pictorial overview of site activity and alarms on start up
- Devices can be added at will with no interruption to logging
- User access management and control via simple permissions process
- Seamlessly supports multiple geographical locations
- Easy navigation to alarms, reporting tools and administration areas
- Easy access to historical data
- Supports all Hanwell Pro & Hanwell IceSpy current and future hardware
- Option to design additional bespoke reports
- Various software installation configurations available
- Allows flexible grouping of sensors to customise views even across multiple sites
- Variety of alarm features available including email and SMS notifications, including mobile app
- Full history of recorded data available for analysis by users at all times
- Export data files to CSV formats
- Automated reporting directly to PDF format at user defined timescales
- Interactive graphical and tabular data
- Gives the user maximum control of how, when and where the data is managed and presented
- Simple to use and manage providing instant alarm notification to relevant personnel
- Assists with national regulatory compliance such as MRHA and 21 CFR Part 11
- Frees up staff time and eliminates errors by removing manual checking processes
- Improves speed of preventative action with immediate email and SMS alarms
- Generates a complete environmental monitoring solution for multiple parameters in multiple locations
- Easily expandable/changeable system as and when required with minimal disruption
- Post purchase support available
- Integration of data from handheld and data logging devices, creating centralised and paperless monitoring.

Ultimate peace of mind



RoHS

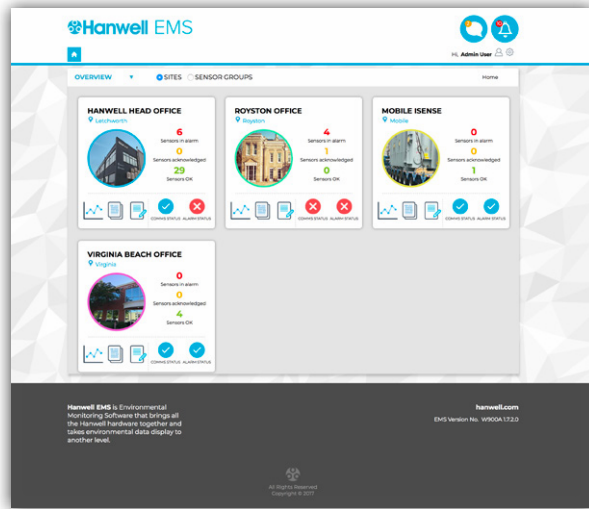
Version 1 - EC180021

**Disclaimer:** The information contained herein is believed to be reliable. Hanwell Solutions Ltd. is not responsible for any incorrect or incomplete information on this datasheet and the information or product may be changed without notice. Customers should obtain and verify the latest relevant information before placing orders for Hanwell products.

hanwell.com

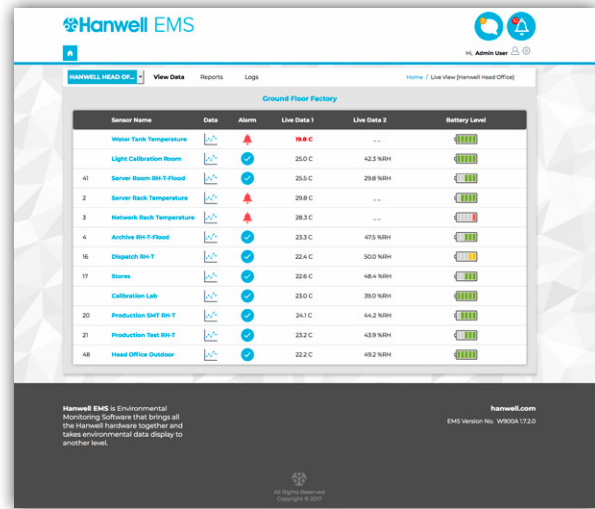
Tel: +44 (0)1462 688070 | Email: sales@hanwell.com

## OVERVIEW



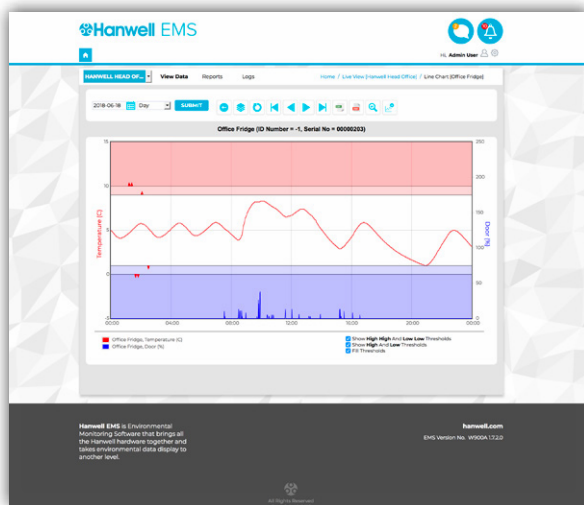
**Overview** provides users with an overview of overall system status, while the dashboard can be customised per user.

## TABULAR VIEW



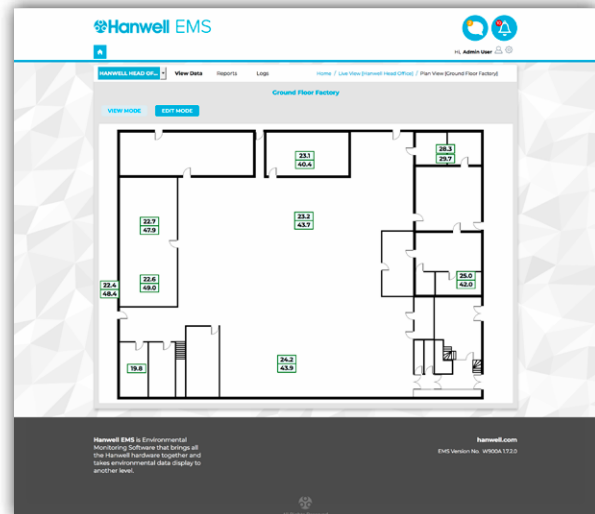
**Tabular View** provides list of sensors with clear indication of alarm, battery status and live data

## GRAPHICAL VIEW



**Graphical View** provides line graphs with optional door position indicator, alarm level indication. Data overlays, zoom plus many more features.

## PLAN VIEW



**Plan View** provides visual indication of sensor location within a facility. Sensor icons show real-time data and alarms and interaction by double clicking icon.

### Add-ons

EMS has been developed to accept future application specific software developed by Hanwell. Ask for details or view our datasheets for:

- **Mobile application** - view alarms from any smart phone
- **Selsius software** - hospital ward temperature monitoring

### Software configuration

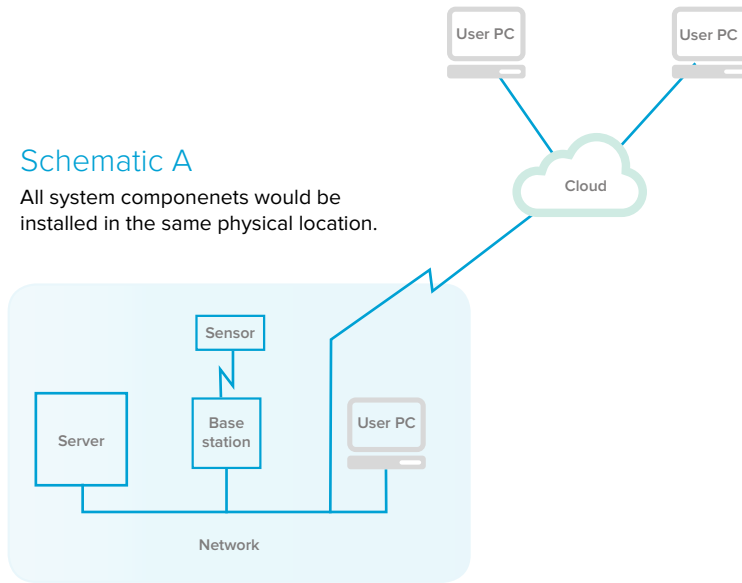
EMS is a very flexible platform, unlike many of our competitors, we are not restricted to either cloud or server-based configuration. For full flexibility the software can be installed in five different ways:

1. On a standalone computer, with no internet access
2. On a standalone computer, with internet access
3. On a LAN with no internet access
4. On a LAN or intranet with internet access
5. On a cloud platform

For further flexibility, the system components can be separated, for example the database could be installed on an existing SQL server located remotely to the services part of the software with the base stations in a different location again.

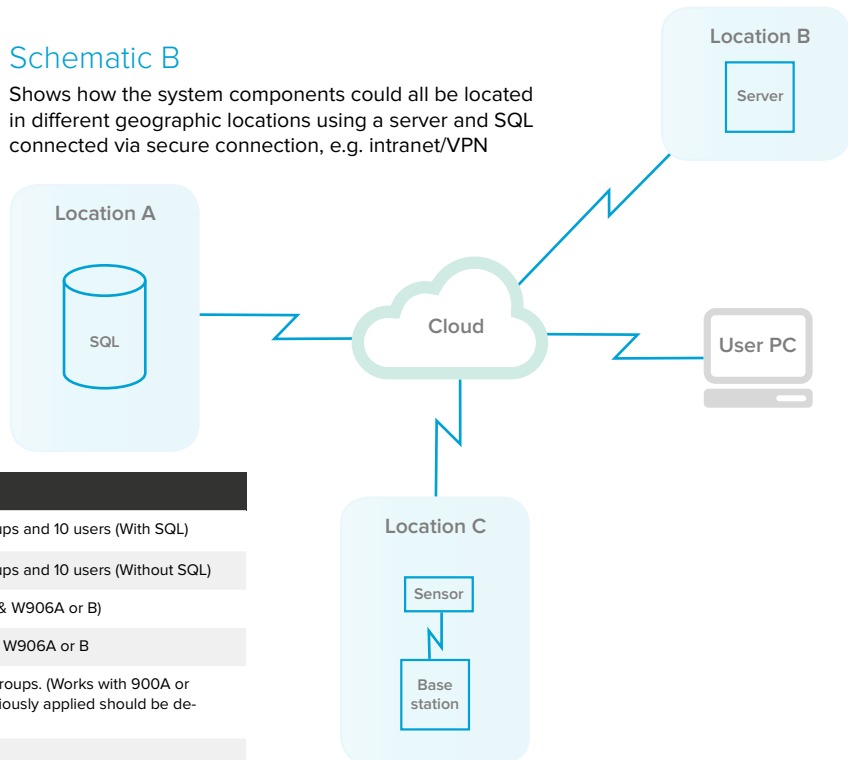
### Schematic A

All system components would be installed in the same physical location.



### Schematic B

Shows how the system components could all be located in different geographic locations using a server and SQL connected via secure connection, e.g. intranet/VPN



#### Part numbers

W900A	EMS Software includes 2 sites, 2 sensor groups and 10 users (With SQL)
W900B	EMS Software includes 2 sites, 2 sensor groups and 10 users (Without SQL)
W902	Additional 5 users. (Works with W900A or B & W906A or B)
W903	Additional 10 users. (Works with 900A or B & W906A or B)
W904	Unlock code for unlimited sites and sensor groups. (Works with 900A or W900B). This is included in W901 and if previously applied should be de-mounted before applying W901 licence.
W905	EMS OPC Software
W915	PMU Activation Licence
W906A	EMS 21 CFR Part 11 validated software (licence required to unlock features) (With SQL)
W906B	EMS 21 CFR Part 11 validated software (licence required to unlock features) (Without SQL)
W901	EMS 21 CFR Part 11 Software licence. (Only works with W906A or B)
W907	EMS Completed Software OQ Qualification Protocols
W908	EMS Blank Hardware IQ & OQ Qualification Protocols

Ultimate peace of mind



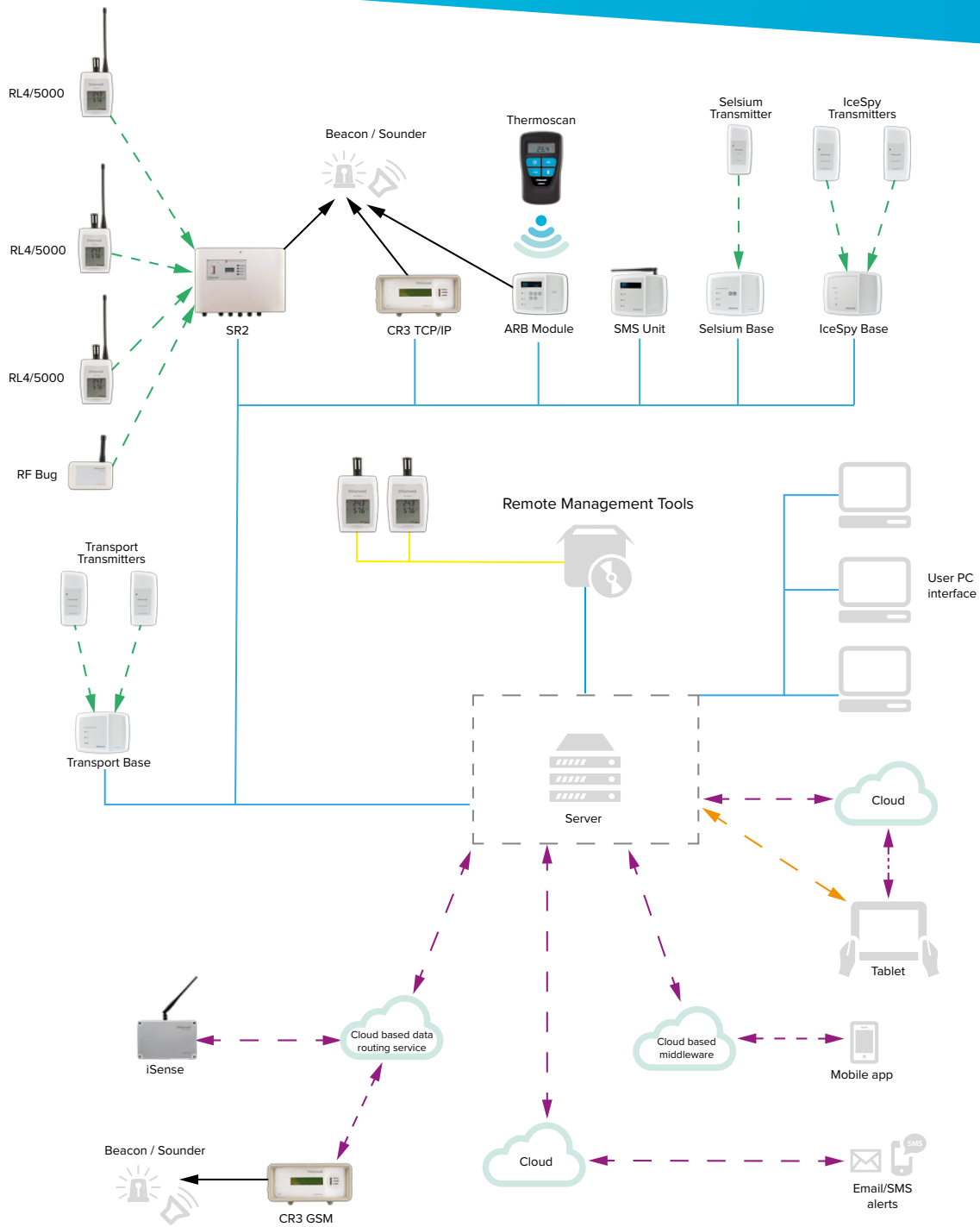
RoHS

Version 1 - EC180074

**Disclaimer:** The information contained herein is believed to be reliable. Hanwell Solutions Ltd. is not responsible for any incorrect or incomplete information on this datasheet and the information or product maybe changed without notice. Customers should obtain and verify the latest relevant information before placing orders for Hanwell products.

hanwell.com

Tel: +44 (0)1462 688070 | Email: sales@hanwell.com



**Key**

- Network connection
- GSM connection
- USB connection
- - - RF connection
- Bluetooth connection
- WIFI connection
- Hardwired connection

Ultimate peace of mind



RoHS

Version 1 - EC180074

**Disclaimer:** The information contained herein is believed to be reliable. Hanwell Solutions Ltd. is not responsible for any incorrect or incomplete information on this datasheet and the information or product may be changed without notice. Customers should obtain and verify the latest relevant information before placing orders for Hanwell products.

hanwell.com

Tel: +44 (0)1462 688070 | Email: sales@hanwell.com